

To join online Simonds Catholic College Virtual Talk and Tour

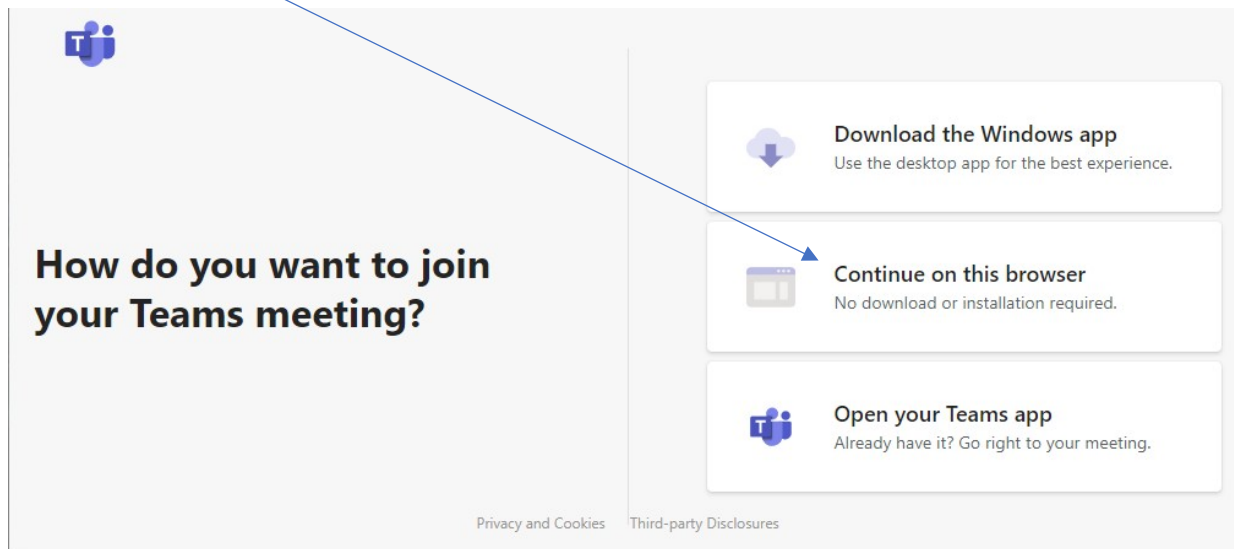


To access the Meeting, click on the '**Join Microsoft Teams Meeting**' link shown below, which you will have received in the email invitation:

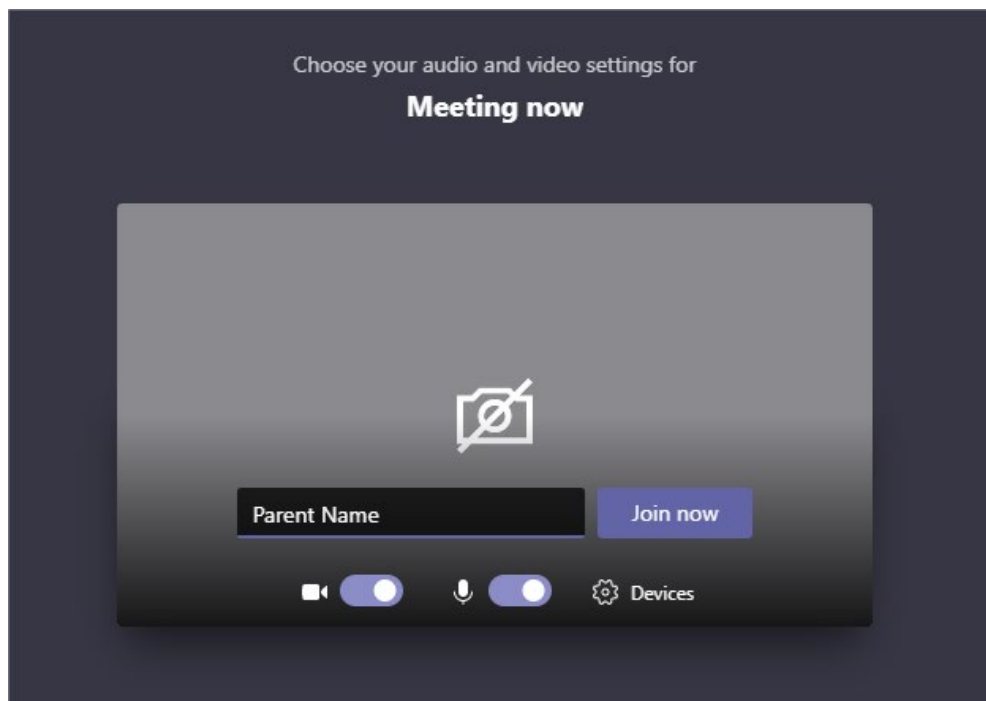
[Join Microsoft Teams Meeting](#)

If you are using a **PC or Mac** a webpage will open.

Click [Continue on this browser](#).



Enter your name and press [Join Now](#)



You will be placed in a lobby and the College Registrar will be notified you are waiting and ready to start the meeting.

IMPORTANT If you are joining the Virtual Talk and Tour from a **mobile phone or tablet (iPad)**, please **download the Microsoft Teams App** using the links below prior to the Virtual Talk and Tour Meeting.

Teams Mobile App




Apple App Store
<https://aka.ms/iosteams>

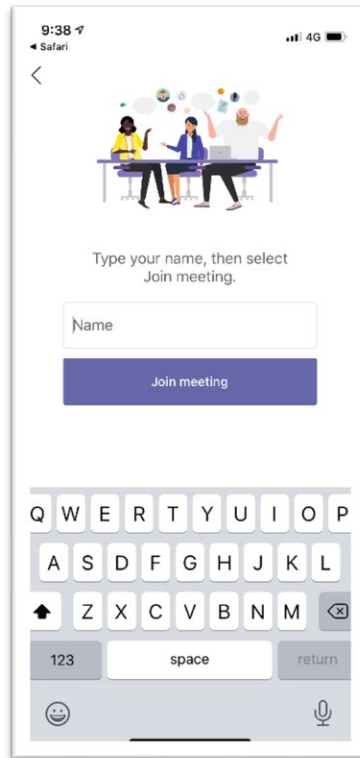
Google Play Store
<https://aka.ms/androidteams>

If you are joining from a **mobile phone or tablet (iPad)** the Teams App will launch,

Select Join as a guest



Enter your name



The Registrar will be notified and you can join the Virtual Tour once you are given permission

